



LOGINS AND PASSWORDS

Login Dashboard

Use the Logins tab to store sensitive credentials like CAQH passwords. Logins are available to all coordinators on your team. Providers can only see logins that they own (including logins you create for the provider).

Logins:
Switch to this tab to start adding Logins.

Add Login:
Start by clicking "Add Login."

Filtering:
Start Here by clicking Login.




























modio





Training & SupportSettingsServicesSign out

TeamFormsTrackingLoginsTasksNotes

Modio Health QA (San Francisco, CA)

+ Add Login

Account Owner	Role	State	Status	Category	Site Name	Actions
Mann, Bernie Amy - MD	P	US	Active	Healthcare Payors	Medicare Provider Enrollment, Chain, and Ownership System (P...	  
Robertson, Marie	C		Active	Custom	modio	  
Rupp, Richard	C	AZ	Active	Custom	Arizona Foundation for Medical Care	  
Zhivago, Yuri - DPM	P	US	Active	Custom	HonorHealth AppCentral	  
Zhivago, Yuri - DPM	P	US	Active	Custom	eCRED for DaVita, Lifeline, and Paladina	  
Zhivago, Yuri - DPM	P	US	Active	Healthcare Payors	CAQH ProView Provider Sign In	  
Zhivago, Yuri - DPM	P	US	Active	Healthcare Payors	Medicare Provider Enrollment, Chain, and Ownership System (P...	  
Zhivago, Yuri - DPM	P	DC	Active	Custom	DC Health Board of Nursing RN/APRN Renewal	  
Zhivago, Yuri - DPM	P	US	Active	Custom	Banner Health MSO	  

 / 1

200 items per page

1 of 15 items


Privacy Policy

©2018 Modio Health. All rights reserved.


Terms and Conditions

Live Help


Icon Key:



Viewing Logins:
To view an existing login, click the Edit icon in the Actions column.



Direct Link:
Click here to be directed to the stored Logins website.



Archiving Logins:
Archive a login by clicking here. Archived logins can be retrieved by changing the Status filter to empty and clicking on the blue + icon in the Actions column.

Adding a Login

Securely store provider or coordinator login information for any site such as CAQH, PECOS, and more.

Account Owner:

Choose an Account Owner from the drop-down list. This is the person to whom the login details belong, and can be either a coordinator or provider on your team.

Site Name:

Click on the blank space next to Site Name to enter the website name.

Username & Password:

Enter in the appropriate Username and Password.

Add Login:

Start Here by clicking
"Add Login."

- Site Name & Registration URL:

If you picked a website, the URL (address) will be auto-filled in the Site URL and Registration URL fields. If you picked a custom website, enter the URL for the site here. (Examples are "<http://yourwebsitename.com>" and "<http://yourwebsitename.com/signup>".)

Notes:

- Add Notes as needed, then click Save.

The screenshot shows the 'Add Login' form in the Modio Health interface. The form includes the following fields and annotations:

- Account Owner:** A dropdown menu with the placeholder text 'Select coordinator or provider...'. An annotation points to it, stating: 'A dropdown list. This is a list of coordinators and providers, and can be used to select the owner of the login.'
- Site Name:** A text input field. An annotation points to it, stating: 'The name of the website. Enter the name next to Site Name.'
- Site URL:** A text input field. An annotation points to it, stating: 'The URL of the website. If you picked a website, the URL will be filled in the Site URL and Registration URL. If you picked a custom website, enter the URL here. (Examples are "http://yourwebsite.com" and "http://yourwebsitename.com").'
- Registration URL:** A text input field. An annotation points to it, stating: 'The URL of the website. If you picked a website, the URL will be filled in the Site URL and Registration URL. If you picked a custom website, enter the URL here. (Examples are "http://yourwebsite.com" and "http://yourwebsitename.com").'
- Username (20 of 250):** A text input field containing 'Yuri@modiohealth.com'. An annotation points to it, stating: 'The username for the website. Enter the appropriate email address and Password.'
- Password (10 of 250):** A password input field with masked characters. An annotation points to it, stating: 'The password for the website. Enter the appropriate email address and Password.'
- Notes (0 of 2000):** A large text area for additional information. An annotation points to it, stating: 'Add Notes as you go. When you are done, then click Save.'

The form has 'Cancel' and 'Save' buttons at the top right and bottom right. The background shows a list of users and a sidebar with navigation options.

Viewing a Login

Customize your team dashboard by organizing your providers by department, updating their speciality or by adding notes.

Enter Password:
Enter in your OneView password as prompted, then view or edit the login as needed.

modio

TeamFormsTrackingLoginsTasksNotes

Modio Health QA (San Francisco, CA)

Account Owner

Mann, Bernie Amy - MD

Robertson, Marie

Rupp, Richard

Zhivago, Yuri - DPM

Site Name

Medicare Provider Enrollment, Chain, and Ownership System (PECOS)

Site URL

https://pecos.cms.hhs.gov/

Registration URL

https://pecos.cms.hhs.gov/pecos/PecosIAConfirm.do?transferReason=CreateLogin

Username

Password

Enter your password to view encrypted fields

Notes

To reveal encrypted data click on the "eye" icon, type your password, and click the arrow.

CancelSave

CancelSave

Visiting a Saved Site: Click on the link to be directed to the website of the stored Login.


Viewing Passwords and Notes: Click on any of the eye icons next to the username, password, or notes fields.

Viewing Logins:
To view an existing login, click the Edit icon in the Actions column.


For additional questions or further training,
contact the Modio Team via:



Online:
Live Chat Support



Email:
support@modiohealth.com



Phone:
844.696.6346