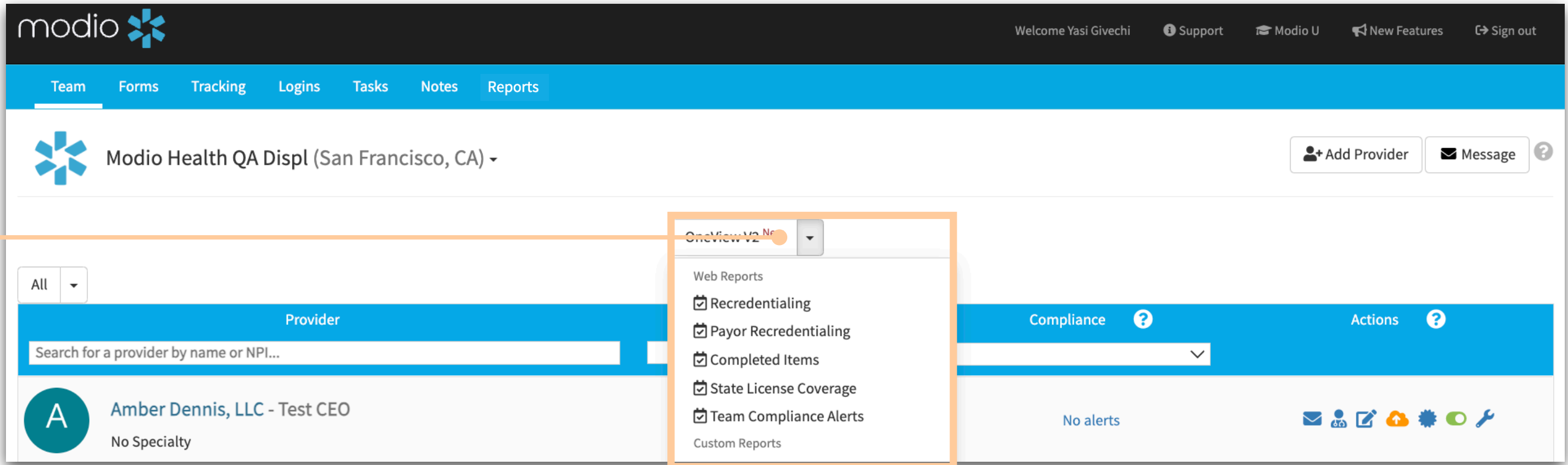




TIP GUIDE - WEB REPORTING

Accessing and Running OneView Web Reports

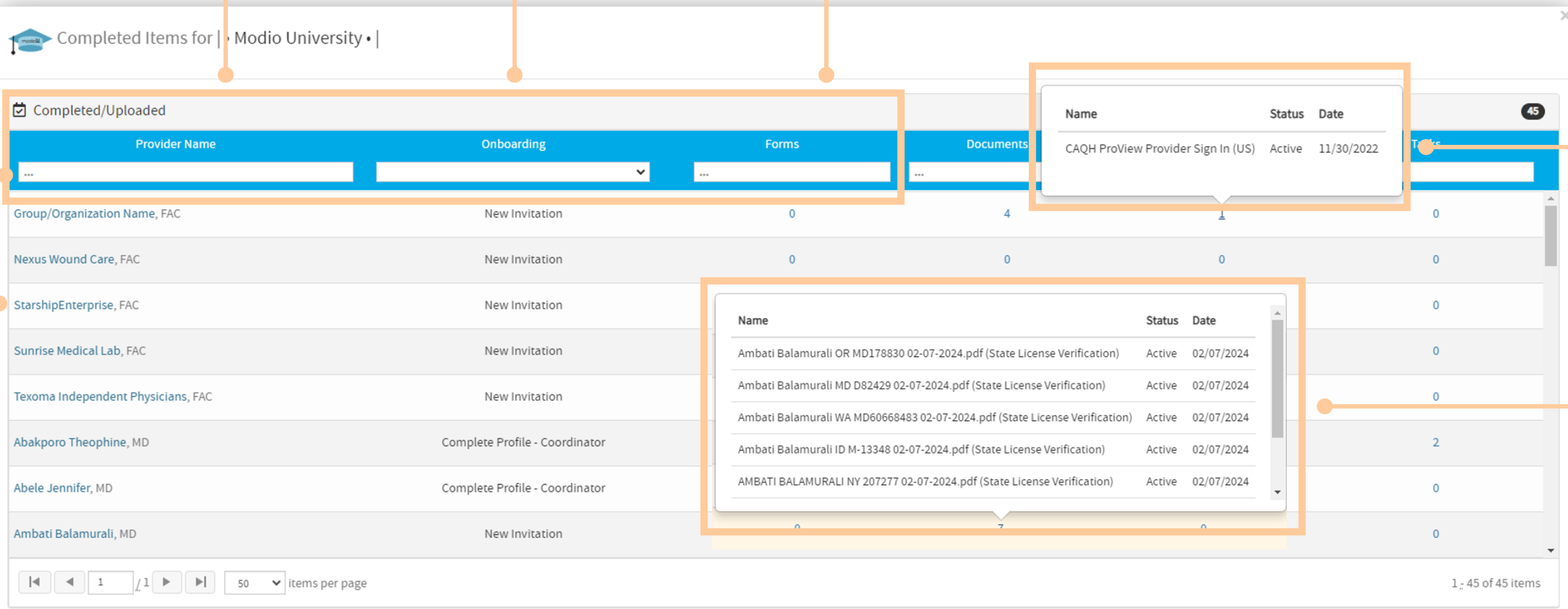
Web reports serve as an interactive dashboard. They provide an overall snapshot of your teams data that can be used for various credentialing solutions. Access web reports in the reports drop-down located next to the OneView V2 button as show here.



You can click on any of the titles of each column to change the current sort order.

Use the blank search boxes seen going across to enter the information or select from the drop-down to filter your report.

The profile names seen here are a direct link to that profile.



When selecting the numbers in the column, you will see a pop-up. These will show you the items that are part of the profile represented by that number. For example, where it says 1 under login you can see the 1 login stored there or in the documents column you can see the beginning of the list of documents in that profile.

Frequently Asked Questions

Q: What is a good use case for utilizing the Web Reports?

Web Reports are interactive reports that offer a great snapshot view of all the profiles on your team. They allow you to interact with data from the profiles and seamlessly move into the profile. These reports are particularly useful for following up on items like Onboarding invitations, recredentialing with facilities, payors, and monitoring license statuses.

Q: Can read only coordinator profiles see grid level reports?

No, only full access coordinators have access to v2.


Q: What if I can't find the report I need in the platform?

If the reports offered don't meet your needs, it is best to reach out to support for additional help.


For additional questions or further training,
contact the Modio Team:



Online:
Live Chat Support



Email:
updates@modiohealth.com



Phone:
844.696.6346